

Briefing Slides for Release of 2023 N-Level Results



Refer to ITE website and JIE information booklet for more details as well.

Dear students,


You have worked hard to reach this stage. Let's celebrate your efforts!



*Finally, we are going
to get our results!*



Remember that while **everyone's**
educational journey is different,
we can each have a fulfilling outcome!



Thinking about Your Next Step?

Consider these questions!

Where do I want to go?

Who am I?



How Do
I Get There?

Resources to help you make informed decisions



MySkillsFuture Student Portal

A one-stop portal that empowers you to embark on a journey of self-discovery and make informed education and career choices.

Use the information and tools to explore various education and career pathways and take charge of your future.


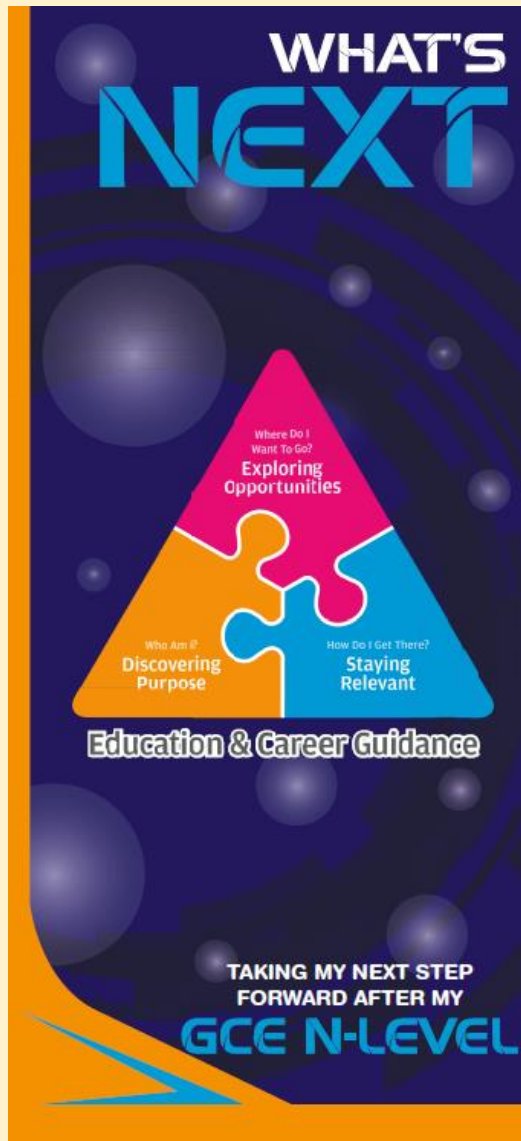
Where can we find more information?



<https://go.gov.sg/mySFsec>



Resources to help you make informed decisions



<https://go.gov.sg/whats-next-nlevel>

Resources to help you make informed decisions


Post-Secondary Education

Learn more about the
admissions exercises and
programmes



<https://moe.gov.sg/post-secondary/admissions>

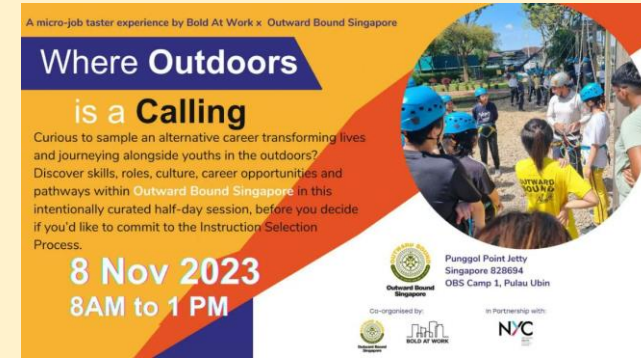
Learn more about the
post-secondary education
institutions



<https://moe.gov.sg/post-secondary/overview>

Resources to help you make informed decisions

Explore different jobs and industries with On My Way (OMW).
Find out if your career goal and educational pathway match your interests, values
and ambitions. <https://www.nyc.gov.sg/omw/home>



KNOW IT ALL
provides consolidated
information about different
jobs and industries - key
responsibilities, skills, career
paths and more!

DAY IN THE LIFE
takes you into the lives of
different professionals and
give you a glimpse of their
jobs and what it entails
through the medium of
videos.

TASTER PROGRAMMES
are micro-experiences of different
job roles that allow you to get a
taste of working life and help you
decide what to study to achieve
your career aspirations!

Concerned about your next steps?

Stop

- Calm yourself down. Take a few deep breaths.

Think

- Think through the different options that are available for you. Keep things in perspective.
- Remember that the N-Level is one part of your life journey and not the destination.

Do


- Approach a trusted adult and seek his/her help. Have a conversation with this person about what would be best for you.
- Make a decision and take action based on your options.

When you receive your results, you may experience a range of emotions.

Managing these emotions well will allow you to stay calm and make rational decisions.

Reaching out for help is a sign of strength, not weakness.

If you have any questions about your options or are not coping well, do reach out to someone you trust and speak with them. It could be a parent/guardian, teacher, ECG Counsellor, School Counsellor or a friend that you can talk to.



Support is readily available for you.

Reach out to an ECG Counsellor!


*Who can we go
to for ECG
advice?*

Make an appointment to speak
with your ECG Counsellor in school.

OR

Make an ECG counselling
appointment via the
ECG Centre @ MOE (Grange Road)
at

<https://go.gov.sg/moe-ecg-centre>



Keep a lookout for some of these signs in your peers or in yourself

*How can we
support one
another?*



D

Deliberately avoiding others

I

Increased irritability, restlessness, agitation, stress and anxiety

S

Sending or posting moody messages on social media

T

Talking about death or dying

R

Reacting differently or gradually losing interest in things they used to like

E

Eating more than usual or having a much reduced appetite

S

Sleep pattern changes with difficulty falling asleep or oversleeping

S

Slowing down of energy levels

If you notice any of these signs in yourself or your friends,
have a chat with your school counsellor or teacher
Or contact SOS 24-hour hotline at **1-767** or **1800-221-4444**

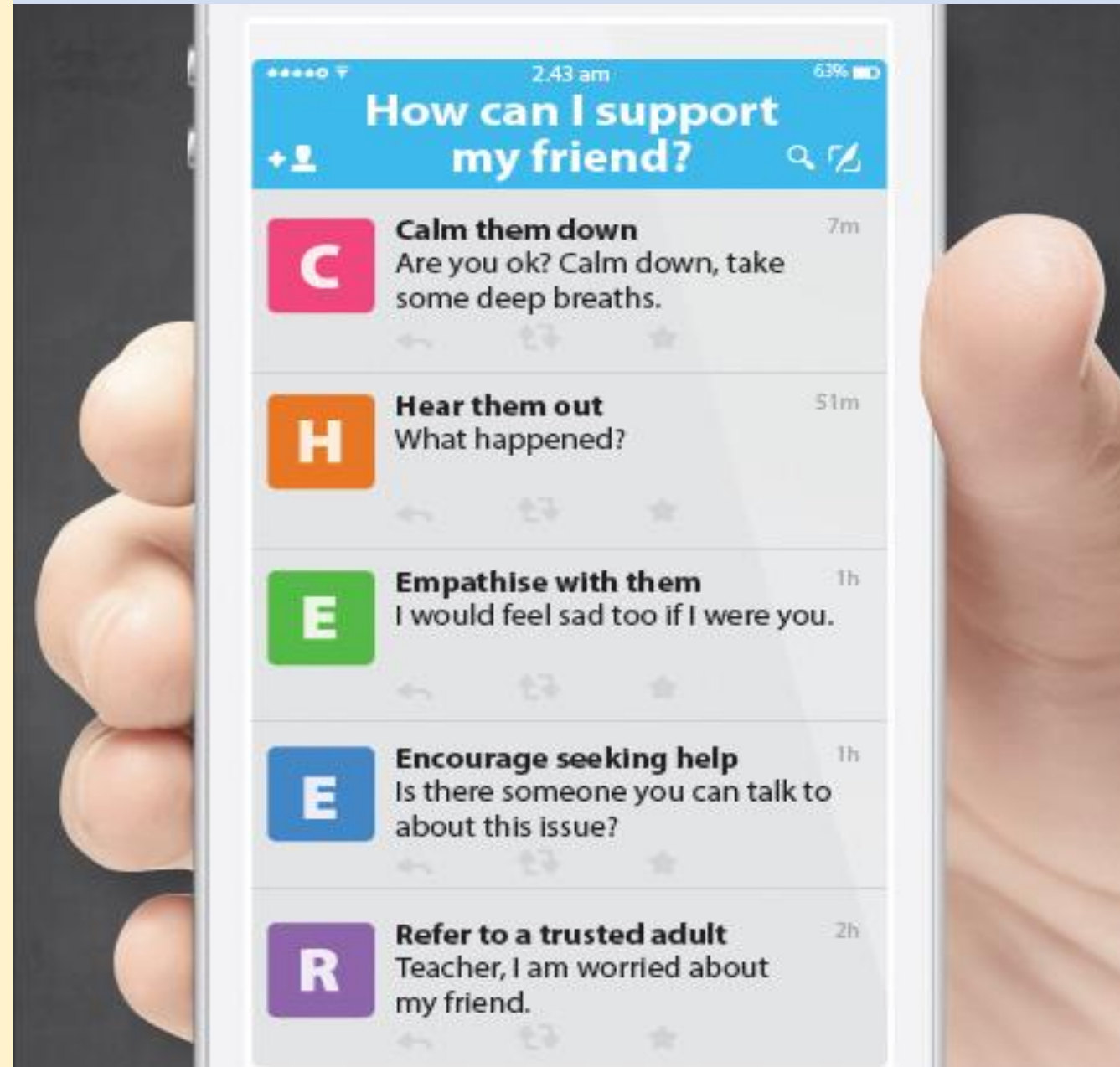


Supporting Your Friend

We may each experience different emotions upon receiving the results. You can share your friends' joy by congratulating them or give words of encouragement to friends who may be disappointed with their results.



Keep a lookout for your friends in distress. You can support them in the following ways:



Support is readily available for you.

There are other hotlines and chats available if you are more comfortable seeking help using these platforms. Scan the QR code below for a helpful resource.



SOS provides round-the-clock emotional support for those in distress, thinking of suicide or affected by suicide.

Call: **1767**
(24-hour helpline)

Whatsapp: **9151 1767**
(24-hour Care Text)

TOUCHline is a helpline to provide youths with emotional support and practical advice.


Call: **1800-377 2252**
Monday- Friday (Excluding Public Holidays):
9am – 6pm

Community Health Assessment Team (CHAT) provides personalised and confidential mental health checks and consultation for youths. To speak with a youth support worker, you can:

Visit: **CHAT Hub at *SCAPE, #05-05**
Call: **6493 6500/ 6501**
Email: **CHAT@mentalhealth.sg**

Carey is an online platform by Care Corner that provides free mental health check-ins with mental health professionals. Find out more at:
<https://carey.carecorner.org.sg/>

mindline.sg is an online platform that provides tools, tips and resources to help you manage your health and well-being. Find out more at:
www.mindline.sg



eC2 is an e-Counselling Centre where you can talk to a trained counsellor about the issues you are facing, right where you are.

Chat with a counsellor at:
www.ec2.sg
Monday – Friday (Excluding Public Holidays):
10am – 12pm & 2pm – 5pm




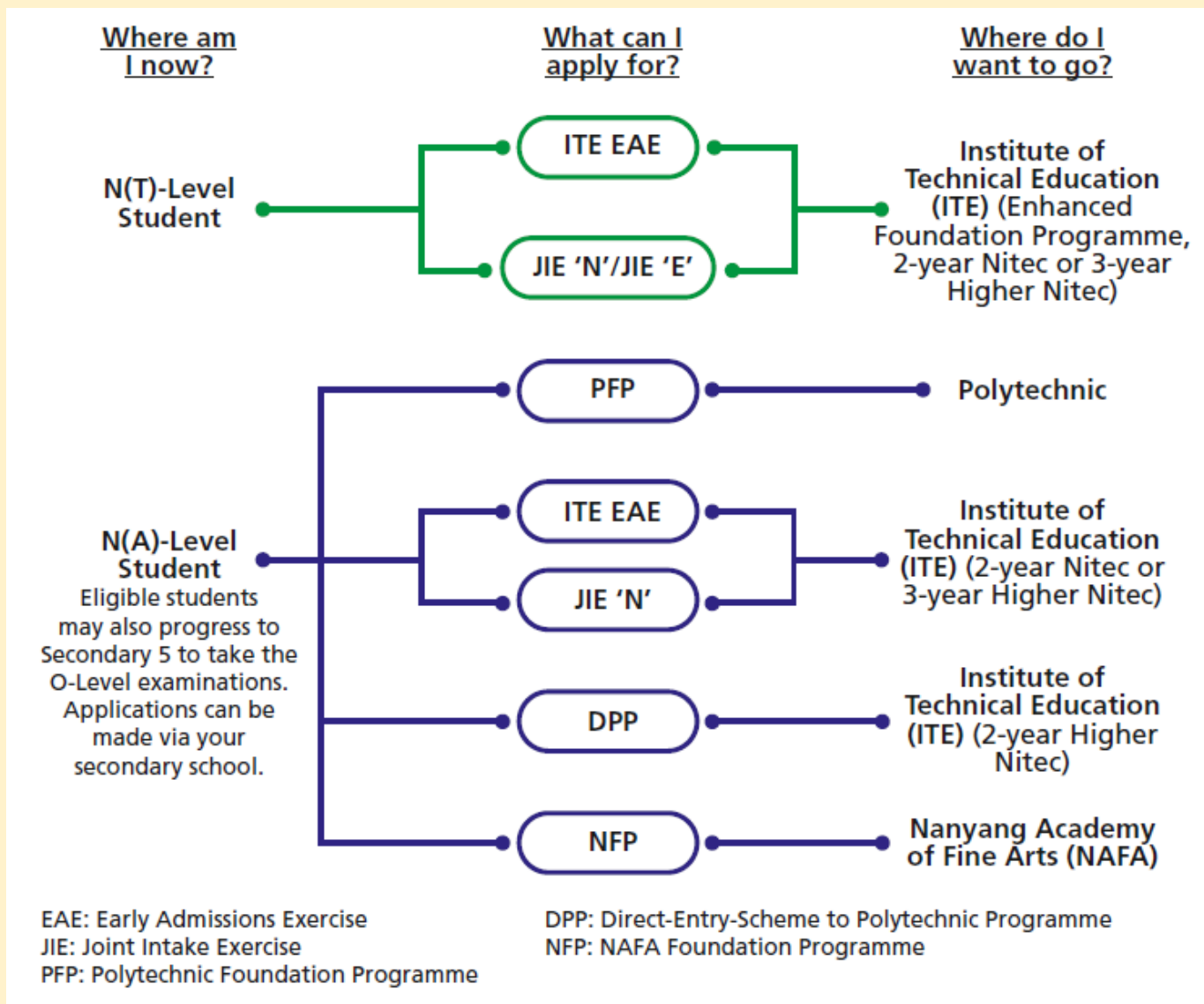
**The N-Level
examination is not
the destination.**

**It is part of your
education journey.**

Admissions Exercises

Things to note





<https://www.moe.gov.sg/post-secondary/admissions>

For more information on applying to these courses, you can visit

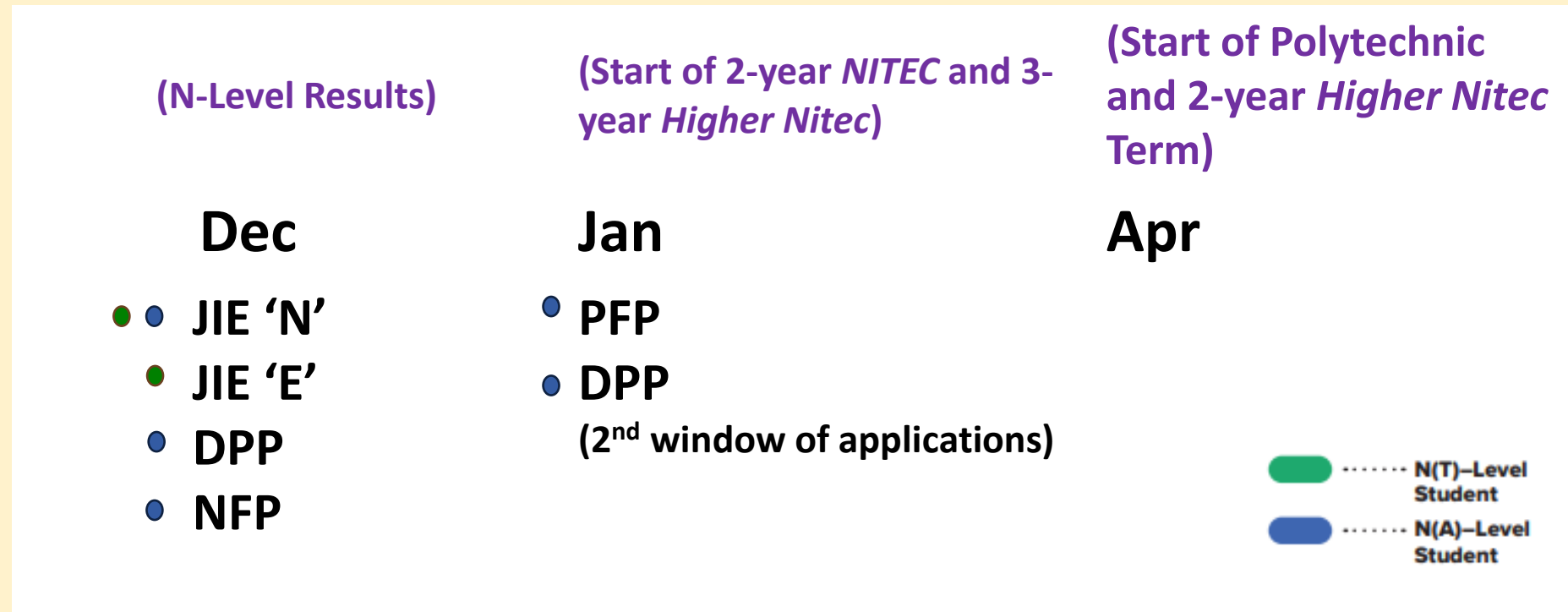
<https://ite.edu.sg/admissions/traineeship>

For the list of 3-year Higher Nitec courses, please visit

<https://www.ite.edu.sg/courses/full-time-courses/nitec-and-3-year-higher-nitec>

Selected Nitec and Higher Nitec courses are available in traineeship mode.

Admissions Exercises Application Timeline



Details of Admissions Exercises





JIE 'N'/JIE 'E' – Joint Intake Exercise

The JIE 'N' is for 2-year *Nitec* or 3-year *Higher Nitec* courses offered by ITE.

The JIE 'E' is for GCE N(T) students to apply for the 3-year *Nitec* course with Enhanced *Nitec* Foundation Programme.



go.gov.sg/applyjie

-  N(T)–Level Student
-  N(A)–Level Student

Details of Admissions Exercises

PFP – Polytechnic Foundation Programme

PFP is a one-year programme that offers a practice-oriented curriculum taught by polytechnic lecturers to better prepare polytechnic-bound Secondary 4 N(A) students for entry into selected polytechnic diploma courses. PFP students are given provisional places in diploma programmes, subject to them passing all modules in the one-year programme.



go.gov.sg/pfp

DPP – Direct-Entry-Scheme to Polytechnic Programme

DPP allows Secondary 4N(A) students to be admitted directly into selected 2-year *Higher Nitec* programmes at ITE without having to sit for the O-Level examinations or undergo a *Nitec* programme. DPP students who successfully complete their *Higher Nitec* courses at ITE and attain the required qualifying Grade Point Average (GPA) scores are guaranteed a place in a polytechnic diploma course mapped to their *Higher Nitec* course.





go.gov.sg/applydpp

NFP – NAFA Foundation Programme

NFP is a one-year practice-based programme that prepares N(A)-Level holders to pursue a diploma in the creative arts. NFP students who successfully complete the programme will be offered a place in their chosen diploma course at NAFA.



go.gov.sg/nafa-applynow

-  **N(T)–Level Student**
-  **N(A)–Level Student**

Materials to be collected


NT Students with 0 or 1 N Level Pass	<ol style="list-style-type: none">1. e-NFP Invitation Letter (addressed to student)2. e-NFP Invitation Letter for parent/guardian (in multiple languages)
NA students	<ol style="list-style-type: none">1. Factsheets on DPP2. Factsheets on PFP3. Option Form issued by the school4. DPP Brochure
All students	<ol style="list-style-type: none">1. Result Slips2. Form N3. ITE's Admission booklet with scholarship brochure inserted4. JIE Slides Information5. ITE's Traineeship brochure6. Information on Post-Secondary Education

Admission Exercise JIE 'N' (Joint Intake Exercises)

1

For WHO?

N-Level students using
N-Level results



Courses to apply?

Up to

12

Courses of a mix of
3-Year Higher Nitec &
2-Year Nitec Courses

Do well in Semester 1 of
Year 1 of a 3-Yr Higher Nitec
course, student may be
invited to attend a 3-month
bridging course to progress
to Semester 2 of Year 2.

How To Apply?

- 1) Consider your strengths, interest and ITE Courses
- 2) Rank your course choices
- 3) Meet course minimum entry requirement
E.g. Grade A-D / 1-5 for Science and 2 other subjects
- 4) Compete for a spot in the course based on Best 4 subjects aggregate points (*lower the better*), including the required subject

Apply 2.30pm, 18 Dec to
5pm, 21 Dec, 2023

NT Post-Sec Pathway

Admission Exercise JIE 'E' (Joint Intake Exercises)

2

For WHO?

NT-Level students
using N-Level results

Courses to apply?


Up to

4

Can be a mix of
4-Yr Higher Nitec and
3-Yr Nitec courses

How To Apply?

- 1) Consider your strengths,
interest and ITE Courses
- 2) Rank your course choices



Apply 2.30pm, 18 Dec to
5pm, 31 Dec 2023

NT Post-Sec Pathway Admission Exercise - Traineeship

3

For WHO?

N-Level students using
N-Level results

Course to apply?

How To Apply?

- 1) Consider your strengths, interest and ITE Courses
- 2) Meet course minimum entry requirement & attend interview

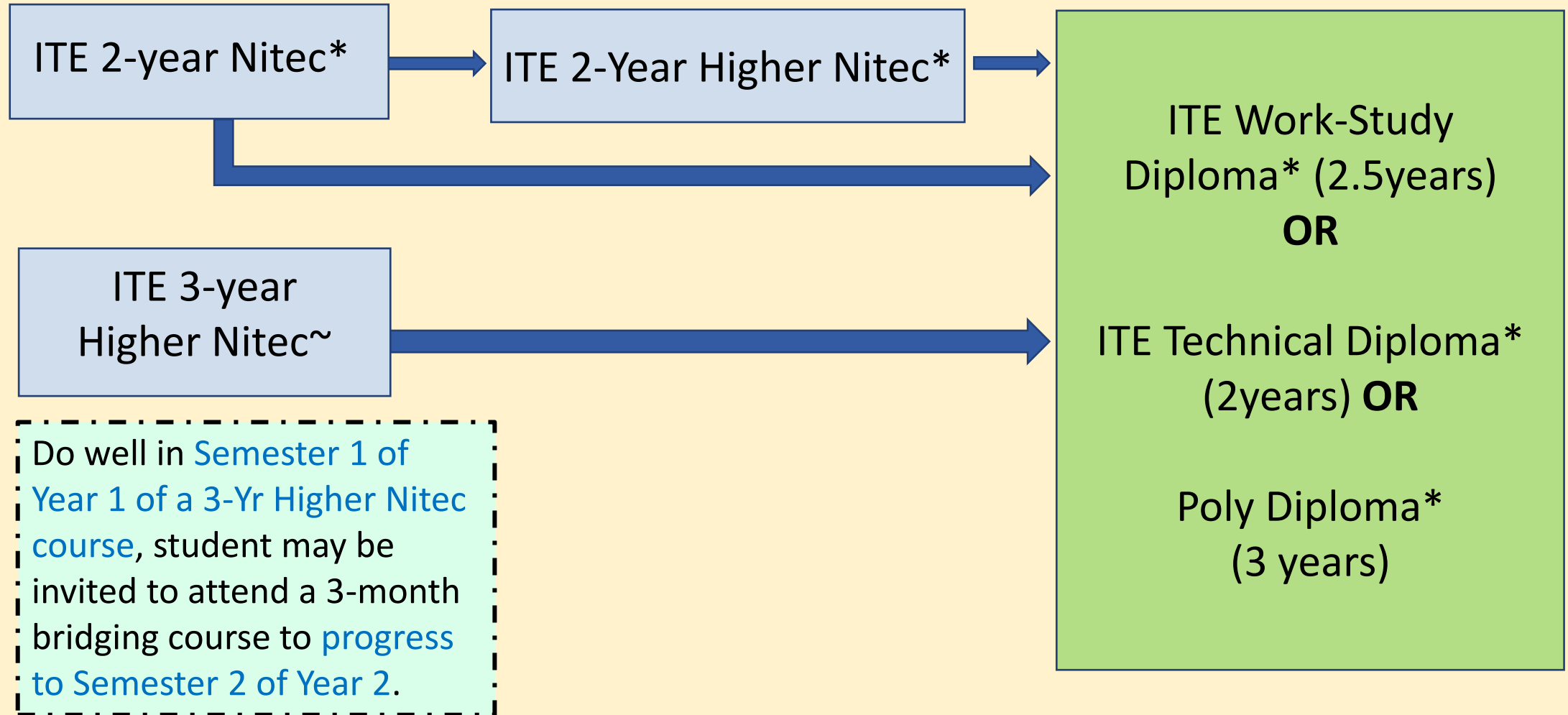
TRAINEESHIP COURSES AND ENTRY REQUIREMENTS

GCE 'N' / GCE 'O' holders can apply for the following Traineeship courses under the January 2024 intake:

Course	Course Code	Off-The-Job Training Location Code	Minimum Entry Requirements	Indicative Starting Salary for Training (\$)
National ITE Certificate (Nitec) – 1 year				
Dental Assisting	T2DES	ATC	3 GCE 'N' Passes (Grade A-D or Grade 1-5) in English Language and two other subjects Or 2 GCE 'O' Grades (Grade 1-8) in any two subjects	1,200 – 1,500
National ITE Certificate (Nitec) – 2 years				
Dental Technology	T2DET	ATC	3 GCE 'N' Passes (Grade A-D or Grade 1-5) in Mathematics and two other subjects Or 2 GCE 'O' Grades (Grade 1-8) in any two subjects	1,200 – 1,500
ITE Skills Certificate (ISC) – 1 year				
Health Care (Home Care)	T9HCH	ATC	Completed at least Sec 3 'N' education (or equivalent)	1,200 – 1,500

In Summary, Progression After ITE

**N-Level
students**



*Students meeting the pathway required eligibility criteria & GPA

NA Post-Sec Pathways

ITE Direct Entry Scheme to Polytechnic Programme (DPP)

10-weeks preparatory course in Jan 2024

Followed by 2-year ITE Higher Nitec in Apr 2024

ITE

3-year Higher Nitec and
2-year Nitec in Jan 2024

Sec 5

Start in Jan 2024 and take
GCE O-Level

Polytechnic Foundation Programme (PFP)

1-year foundation programme in Apr 2024

Followed by 3-year Diploma

Arts Institution

NAFA Foundation Programme (NFP) in Mar 2024

Followed by 3-year Diploma

In making an informed decision of post-secondary pathways, students may wish to consider :

- Which pathway aligns with my values, interest, personality and strength?
- Which pathway suits my learning pace and style?
- How do I plan to manage the academic rigor of Sec 5 curriculum?
- What are my Plan A, B, C to move closer to my aspirations?

Admission Exercise JIE 'N' (Joint Intake Exercises)

1

For WHO?

N-Level students using
N-Level results

Courses to apply?

Up to

12

Courses of a mix of
3-Year Higher Nitec &
2-Year Nitec Courses

Do well in Semester 1 of
Year 1 of a 3-Yr Higher Nitec
course, student may be
invited to attend a 3-month
bridging course to progress
to Semester 2 of Year 2.

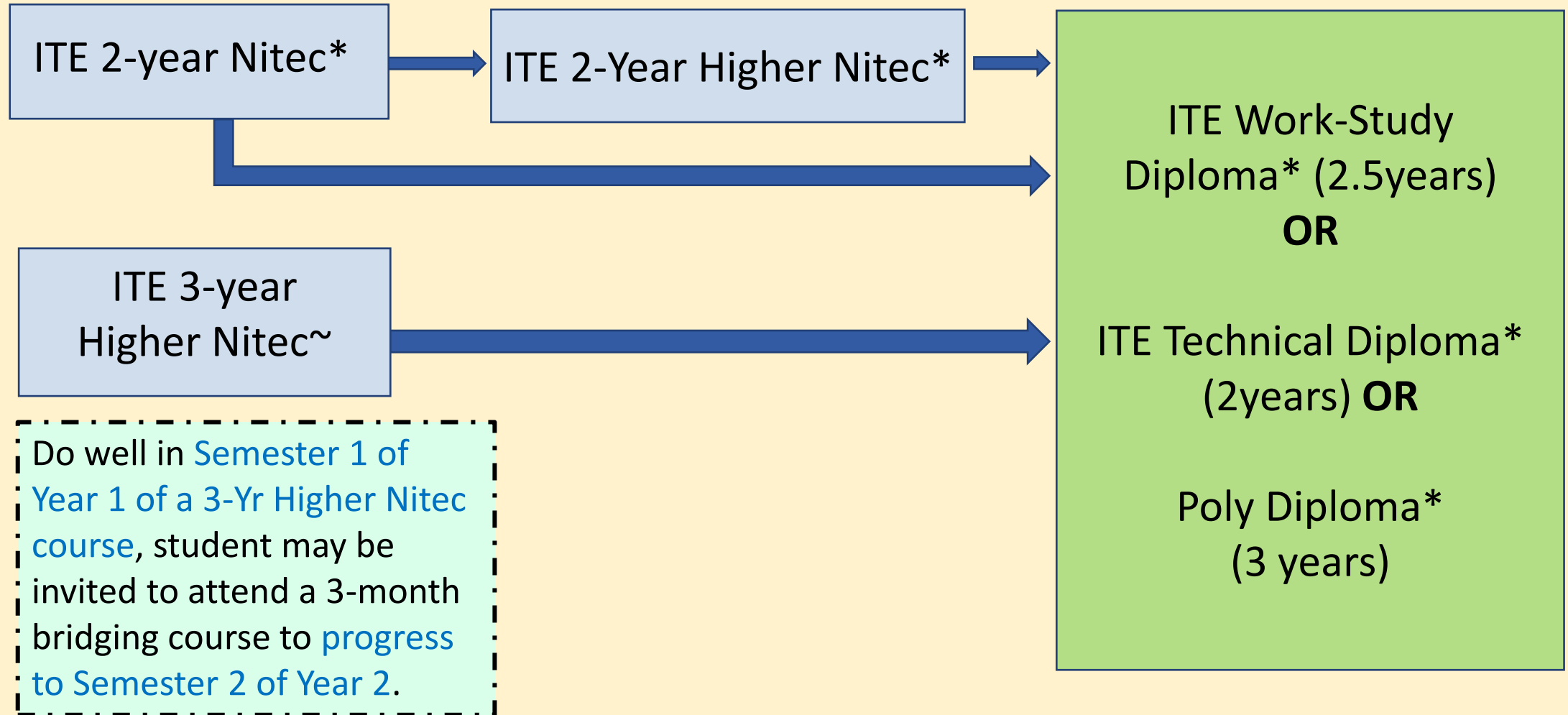
How To Apply?

- 1) Consider your strengths, interest and ITE Courses
- 2) Rank your course choices
- 3) Meet course minimum entry requirement
E.g. Grade A-D / 1-5 for Science and 2 other subjects
- 4) Compete for a spot in the course based on Best 4 subjects aggregate points (*the lower the better*), including the required subject



In Summary, Progression After ITE

**N-Level
students**



*Students meeting the pathway required eligibility criteria

Admission Exercise JIE ‘H’ (DPP)

Example of Mapping of 2-Year Higher Nitec Courses to Polytechnic Diploma Courses

2

What is DPP?

DPP – Direct-Entry-Scheme to Polytechnic Programme

10-Weeks

Foundation Programme
Start in Jan 2024



2-Year

ITE Higher Nitec Course
Start in Apr 2024 with
O-Level students

Enroll directly into selected 2-year Higher Nitec programmes at ITE without having to sit for O-Level exam

Upon graduation and meeting the entry requirement & GPA, DPP graduates are guaranteed a place in a cluster of polytechnic courses mapped to their Higher Nitec Course.

2-year Higher Nitec DPP Course ^[2]	Mapped Polytechnic Courses for articulation from 2-year Higher Nitec DPP Course	Offered by	Minimum Qualifying GPA ^[3]	
			Year-1 Entry ^[4]	Year 2 Entry ^[5]
Applied Sciences				
Bio-Chemical Technology	Applied Chemistry	NYP	2.5	-
	Biologics & Process Technology	NYP	2.5	-
	Chemical & Pharmaceutical Technology	NYP	2.5	-
	Common Science Programme	NYP	2.5	-
	Food Science & Nutrition	NYP	2.5	-
	Pharmaceutical Science	NYP	2.5	-
	Applied Chemistry	RP	2.5	-
	Biomedical Science	RP	2.5	-
	Biotechnology	RP	2.5	-
	Common Science Programme	RP	2.5	-
	Environmental & Marine Science	RP	2.5	-
	Pharmaceutical Science	RP	2.5	-
	Chemical Engineering	TP	2.5	-
	Common Science Programme	TP	2.5	-
	Food, Nutrition & Culinary Science	TP	2.5	-
	Medical Biotechnology	TP	2.5	-
	Pharmaceutical Science	TP	2.5	-
	Veterinary Technology	TP	2.5	-
Chemical Technology	Biologics & Process Technology	NYP	2.5	-
	Chemical & Pharmaceutical Technology	NYP	2.5	-
	Common Engineering Programme	NYP	2.5	-
	Common Science Programme	NYP	2.5	-

Apply Phase 1: 2.30pm, 18 Dec to 5pm, 21 Dec 2023
Phase 2: On 2024 O-level Result Release Day

Admission Exercise JIE 'H' (DPP)

Courses to apply? Eligibility Criteria?

2 What is DPP?

DPP – Direct-Entry-Scheme to Polytechnic Programme

10-Weeks

Foundation Programme
Start in Jan 2024



2-Year

ITE Higher Nitec Course
Start in Apr 2024 with
O-Level students

Enroll directly into selected 2-year Higher Nitec programmes at ITE without having to sit for O-Level exam

Upon graduation and meeting the entry requirement & GPA, DPP graduates are guaranteed a place in a cluster of polytechnic courses mapped to their Higher Nitec Course.

Up to

12

courses

5 Subjects (ELMAB3), NA / O-Level Subjects

- 1) EL + Maths + Best 3 subjects
- 2) Not more than 19 points before CCA Bonus Points
- 3) Meet Course specific subject grades

Subjects\ Courses	Courses in Applied Science, Engineering, Info-Comms Tech	Courses in Business & Services, Hospitality
English	1 - 4	1 - 3
E Maths OR A Maths	1 – 4	1 - 4
3 Best Subjects	1 - 5	1 - 5

NA Students with O-Level subjects can use School O-level Prelim result for the calculation of ELMAB3 to apply for DPP in Dec 2023

Apply for NFP

3

What is NFP?

NFP – NAFA Foundation Programme

1-Year

Foundation Programme starts
March 2024



3-Year

Diploma Course starts
July/Aug 2025

Courses to apply?

Up to

1

course

Students who wish to study Arts related diplomas at Nanyang Academy of Fine Arts

Eligibility Criteria?

5 Subjects (ELMAB3), NA / O-Level Subjects

- 1) EL + Maths + Best 3 subjects
- 2) Not more than **15** points before CCA Bonus Points
- 3) Pass course specific selection process which may include audition, interview, portfolio, etc
- 4) EL Grade \geq 4: required to attend an interview

4 What is PFP?

PFP – Polytechnic Foundation Programme

1-Year

Foundation Programme starts Apr 2024



3-Year

Diploma Course starts Apr 2025

A practice-oriented curriculum taught by polytechnic lecturers to prepare Sec 4NA students for entry into poly

PFP students are given a spot in diploma programmes subject to them passing all the modules in the 1-Year PFP

E.g, Academic Year 2023: Nanyang Poly PFP Curriculum
In the 1-Year Foundation programme, students take common modules and domain-specific modules.

Common Modules	Domain Specific Modules
<ul style="list-style-type: none">EnglishMathematicsLife SkillsEssential Skills for Project WorkPE / Sports / Wellness	Engineering
	<ul style="list-style-type: none">Physical ScienceInfocomm Applications
	Applied & Health Sciences
	<ul style="list-style-type: none">Principles of BiologyInorganic Chemistry
	Business
	<ul style="list-style-type: none">Contemporary Business StudiesBusiness Computing & InternetFundamentals of Accounting & FinanceBusiness Writing

Apply for PFP

4 What is PFP?

PFP – Polytechnic Foundation Programme

1-Year

Foundation Programme starts
Apr 2024



3-Year

Diploma Course starts
Apr 2025

A practice-oriented curriculum taught by polytechnic lecturers to prepare Sec 4NA students for entry into poly

PFP students are given a spot in diploma programmes subject to them passing all the modules in the 1-Year PFP

Courses to apply?

Up to

5

courses

Eligibility Criteria?

5 Subjects (ELMAB3), NA / Exp

- 1) EL + Maths + 1 course relevant subject + Best 2 subjects
- 2) Not more than **12** points before CCA Bonus Points
- 3) Meet Course specific subject grades

Subjects\ Courses	Group 1 Courses Science/Tech/ICT/ Design	Group 2 Courses Business/Media/ Humanities
English	1 – 3	1 - 2
E OR A Maths	1 - 3	1 - 3
1 relevant subject	D&T OR NFS OR Science 1 - 3	Art OR POA OR Humanities 1 - 3
2 Best Subjects	1 - 4	1 - 4

Apply for Sec 5

5

What is Sec 5?

Eligibility Criteria?

Progression To?

Take 5 to 6 O-Level subjects

5 Subjects (ELMAB3), NA / Exp

Poly / JC / ITE 2-Year Higher Nitec

Starts Jan 2024 and sit for
GCE O-Level exam in Oct 2024

Not more than **19** points
before CCA Bonus Points

Apply 2.30pm, 18 Dec to
5pm, 31 Dec 2023

Apply for Traineeship

For WHO?

N-Level students using
N-Level results

Course to apply?



How To Apply?

- 1) Consider your strengths, interest and ITE Courses
- 2) Meet course minimum entry requirement & attend interview

TRAINEESHIP COURSES AND ENTRY REQUIREMENTS

GCE 'N' / GCE 'O' holders can apply for the following Traineeship courses under the January 2024 intake:

Course	Course Code	Off-The-Job Training Location Code	Minimum Entry Requirements	Indicative Starting Salary for Training (\$)
National ITE Certificate (Nitec) – 1 year				
Dental Assisting	T2DES	ATC	3 GCE 'N' Passes (Grade A-D or Grade 1-5) in English Language and two other subjects Or 2 GCE 'O' Grades (Grade 1-8) in any two subjects	1,200 – 1,500
National ITE Certificate (Nitec) – 2 years				
Dental Technology	T2DET	ATC	3 GCE 'N' Passes (Grade A-D or Grade 1-5) in Mathematics and two other subjects Or 2 GCE 'O' Grades (Grade 1-8) in any two subjects	1,200 – 1,500
ITE Skills Certificate (ISC) – 1 year				
Health Care (Home Care)	T9HCH	ATC	Completed at least Sec 3 'N' education (or equivalent)	1,200 – 1,500

FAQ

Matthew, a Sec 4NA student has accepted his ITE EAE offer, but has qualified for the Direct-Entry-Scheme to Polytechnic Programme (DPP) OR Polytechnic Foundation Programme (PFP).

Can Matthew apply for DPP OR PFP and retain his ITE EAE place?



Answer is 'CAN'

Matthew has a confirmed ITE EAE offer for a *Nitec* or 3-year *Higher Nitec* course and is now qualified for the DPP or PFP after the release of the GCE N- or O-Level examination results. **He may apply for the DPP or PFP.**

Students who receive a DPP offer will be required to **decide between the DPP or ITE EAE offer**. Students who do not decide by the stipulated deadline will be deemed to have accepted their DPP offer and their ITE EAE offer will be released.

As applications to the PFP open in January, students with confirmed ITE EAE offers may progress to ITE first before applying for PFP when applications open. Students who subsequently **receive a PFP offer may withdraw from their ITE EAE course.**

FAQ

Can Mary, a 4NA student who is newly eligible for DPP after the release of the GCE O-Level results apply for the DPP using a combination of their GCE O-Level and N-Level results?



Answer is 'CAN'

After the release of the GCE O-Level results in January 2024, students who were previously not eligible but are now eligible will also be allowed to apply for the DPP.

FAQ

Aishah, a 4NA student has accepted her DPP offer in December.

Can she apply for the PFP in January



Answer is 'CAN'

Aishah has already accepted her DPP offer in December. The school will contact her if she is **eligible for PFP** and collect the PFP eligibility form, after the release of the GCE O-Level results.

If Aishah decides to **apply and accept her PFP** offer in January, she will need to **apply for withdrawal from the DPP** course.

She can apply for refund of her DPP enrolment fees, subject to ITE's approval.

ITE JIE –To Apply for 3-Year Higher Nitec and 2-Year Nitec Courses

Conversion of NT/NA/O-Level Subjects to ITE Aggregate Points

Computation of ITE Aggregate Points for Normal (Technical) Subjects

Normal (Technical) Grade	ITE Aggregate Points
A	1
B	2
C	3
D	4
E / U	5

Admission is merit-based, and **posting to a course is based on aggregate of best 4 GCE ‘N’ Level subjects, including pre-requisite subjects and bonus points** where applicable and is subjected to availability of vacancies.

Computation of ITE Aggregate Points for Normal (Academic) Subjects

Normal (Academic) Grade	ITE Aggregate Points
1, 2, 3	1
4	2
5	3
6 / U	4

A lower aggregate point is indicative of better performance.

Computation of ITE Aggregate Points for GCE ‘O’ Level Subjects

GCE ‘O’ Level Grade	ITE Aggregate Points
A1 – D7	1
E8	2
F9	3

The Normal (Technical) Grade E/U, Normal (Academic) Grade 6/U and GCE ‘O’ Level Grade F9 will not be allowed to be used for fulfilment of subject-specific minimum entry requirements. However, these grades will be allowed to be used for aggregate computation for admission to full-time 3-year Higher Nitec and 2-year Nitec courses.

PFP / DPP – Conversion of NA/O-Level Subjects to ELMAB3 Points

DPP / PFP points for NA grades

NA Grade	ELMAB3 Points
1	1
2	2
3	3
4	4
5	5

DPP / PFP points for O grades

O Grade	ELMAB3
A1 – B3	1
B4 – C6	2
D7	3
E8	4
F9	5

GCE O-Level grade D7 can be used to fulfil MER for subjects which require Grade 3, E8 can be used to fulfil MER for subjects which require Grade 4.

GCE O-Level grade of F9 & GCE N(A) Grade 6 cannot be used to fulfil MER.




Secondary 4N(A) students can **combine their GCE N-Level examination results and school-based O-Level preliminary examination results to apply for the DPP**. Students who are successful in their DPP application will receive an offer for a DPP course. If a student takes the same subject at both N- and O-Levels, only the better grade will be used for computation of his/her ELMAB3 aggregate. Upon the release of the GCE O-Level examination results, ITE will verify if DPP applicants who had previously used school-based preliminary examination results for admission have fulfilled the necessary criteria for continuation in the DPP.

Suggested ECG Padlet Sections for teachers-students-parents

<https://go.gov.sg/ecg-resource>



These additional resources can be found on ECG Padlet:

Document Title	Document
How Do I Choose Courses Wisely	 Post result release.pdf
Admission Exercises and website links	 2023-explorer-issue2-Post N-Level Admissions Exercises.pdf
What's Next After N-Level	 LR14928D_Whats Next N Level_2023.pdf





ECG Consultation



<https://go.gov.sg/ecg-cchys>

- ∞ **Unsure** what course to apply for
- ∞ **Wonder** what are the different pathway options to reach your aspirations

Simply walk-in / by appointment

<https://go.gov.sg/ecg-cchys>

How about having a chat with Ms Hwee Hoon,
ECG Counsellor to plan your choices?

When & Where:

Tue, 19 Dec and Thurs, 21 Dec


8.30am to 5pm @ ECG Room @ Library (Opposite Big Classroom)

(scan QR Code to make appointment)



Email

yap_hwee_hoon@schools.gov.sg



@ECGC_HweeHoon

Key Dates for Jan 2024 Intake Exercise (Full-time Nitec Courses)

Key Activity	Period for 2-Year and 3-Year Nitec Courses, and 3-Year and 4-year Higher Nitec courses	Remarks
1st Phase (Main Phase)		
Application	18 Dec 2023 (2.30pm) to 21 Dec 2023 (5pm)	Apply through the Internet at https://www.ite.edu.sg with NRIC / FIN and Date of Birth. You may also apply using SingPass.
Release of Results	29 Dec 2023 at 9am	Check results at https://istudent.ite.edu.sg with web ID and password
Acceptance of Course Offer Period	29 Dec 2023 to 3 Jan 2024	Accept course offer at https://istudent.ite.edu.sg with web ID and password
2nd Phase (Late Application/Appeal Phase)		
Application	29 Dec 2023 to 3 Jan 2024	Apply through the Internet at https://istudent.ite.edu.sg with NRIC / FIN and Date of Birth. You may also apply using SingPass.
Release of Results	10 Jan 2024 at 9am	Check results at https://istudent.ite.edu.sg with web ID and password
Acceptance of Course Offer Period	10 Jan 2024 to 12 Jan 2024	Accept course offer at https://istudent.ite.edu.sg with web ID and password
3rd Phase (Final Top-up Phase)		
Application	1 st Top-up Phase Application - 10 Jan to 18 Jan 2024 2 nd Top-up Phase Application - 24 Jan to 7 Feb 2024	Apply through the Internet at https://istudent.ite.edu.sg with NRIC / FIN and Date of Birth. You may also apply using SingPass.
Release of Results	1 st Top-up Phase - 15 Jan to 24 Jan 2024 2 nd Top-up Phase - 24 Jan to 14 Feb 2024	Check results at https://istudent.ite.edu.sg with web ID and password
Acceptance of Course Offer Period	1 st Top-up Phase - 15 Jan to 24 Jan 2024 2 nd Top-up Phase - 24 Jan to 14 Feb 2024	Accept course offer at https://istudent.ite.edu.sg with web ID and password

Jan 2024 Intake Term Commencement Date: **8 Jan 2024**

Information For Students on Key Dates for Jan 2024 intake

1. All N(A)* / N(T) school leavers are encouraged to put in an application during the **1st Phase (Main Phase)** between **18 Dec 2023 (2.30pm) to 21 Dec 2023 (5pm)**. Application results for the 1st Phase will be released on **29 Dec 2023 at 9am**.
2. If you wish to appeal, please accept the course offered **before** applying in the **2nd Phase (Late Application/Appeal Phase)** between **29 Dec 2023 to 3 Jan 2024**. The application results for the 2nd Phase will be known on **10 Jan 2024 at 9am**.
3. Unsuccessful applicants can appeal under the **3rd Phase (Final Top-up Phase)** between **10 Jan to 18 Jan 2024 and 24 Jan to 7 Feb 2024** for courses with vacancies. The application results for the 3rd Phase will be known between **15 Jan to 24 Jan 2024** and **24 Jan to 14 Feb 2024**.

*N(A) students progressing to ITE

Key Pointers for Students on ITE's Joint Intake Exercise (JIE) for Admission to Nitec Courses

ALL N(T) students and N(A) students (who are not progressing to 5N(A) or repeating 4N(A)) are eligible for JIE.

Keen competition for Nitec and Higher Nitec courses, so use all 12 choices wisely!

Participation in Main Phase is key to secure a place in ITE!

If you are keen in the work & learn option, you may consider applying for the ITE Traineeship programme. Do apply in the Main Phase to avoid missing a place in ITE!

If you are unsuccessful in EAE, make sure you apply in Main Phase to avoid missing a place!

If you have received an additional letter, then you are eligible for the Enhanced Foundation Programme.

If you are eligible for EFP, make sure you apply for the 2-year Nitec and 3-year Higher Nitec first before applying for EFP!

The EFP helps to build the necessary literacy and numeracy foundations that will enable you to successfully complete your Nitec course!

If you are counter-offered a course, accept it first before appealing for another course you may be more interested in!

STEP-BY-STEP INFORMATION FOR JIE APPLICATION

Online Application for

2-Year Nitec and 3-Year
Higher Nitec Courses


3-Year Nitec/4-year Higher Nitec
Course with EFP
(for N(T) courses with 0, 1 pass)

1. Go to <https://www.ite.edu.sg>.

2. Click



icon.

3. Under JIE 'N', click  icon to link to the application website

Under JIE 'E', click  icon to link to the application website

4. At the application website:

- a) Enter NRIC / FIN and Date of Birth to start application. You may also apply using SingPass.
- b) Upon completion of application, applicants will receive their **web ID** and password.

STEP-BY-STEP INFORMATION FOR JIE APPLICATION

Checking of Posting Results/Accept Course Offer

2-Year Nitec and 3-Year
Higher Nitec Courses

3-Year Nitec/4-year Higher Nitec
Course with EFP
(for N(T) courses with 0, 1 pass)

1. Go to <https://istudent.ite.edu.sg>.
2. Enter **web ID** and password.
3. Click '**Self-Service**' followed by '**Student Admission**' followed by '**View Application Results**' to view the application results and to accept course offer.

The above steps applies to all phases (refer to Slide 9 for dates).
For more details, please refer to ITE Admission Booklet.

RESOURCES FOR STUDENTS


Additional Information For Students

Should you require further advice or assistance in your applications or future plans, please contact your teachers and ECG Counsellor.

For further inquiries, you may refer to the following hotlines and links for more information and advice on further education:

Institute of Technical Education (ITE)	
ITE Hotline (for ITE admissions and courses)	1800 2222 111 training@ite.edu.sg
Education and Career Guidance (ECG)	
ECG Centre @ MOE	<u>6831 1420</u> MOE ECG@moe.gov.sg e-Appointment: https://go.gov.sg/moe-ecg-centre

For Students Planning for Private Education



The 3Rs when deciding on Private Education

Reasons

- Why are you furthering your studies?
- Is this for better job prospects?

Readiness

- How ready are you to further your studies?
- Can you cope with the academic rigour and assignment deadlines?
- Can you fund your studies?

Risks

- Do you know the possible drawbacks?
- Your expected returns may not exceed the investments you put into your private education.
- Private schools may make exaggerated claims.
- Private schools may close due to various reasons.
- You may not get a full refund if you withdraw from your course.

<https://go.gov.sg/3rs>



8 Things You Should Know Before You Enrol in A Private School

School Registration



Ensure the school is registered with CPE. Review the school's registration period, expiry date and its overall registration track record.

Partner Institution



Research on the partner institution conferring the diploma or degree, and whether the qualification is recognised by the industry.

EduTrust Certification Scheme

Is the school EduTrust-certified*? Under the scheme, private schools are assessed for their performance in areas such as school management and provision of student support services.



**Schools are required to obtain EduTrust certification in order to offer external degree programmes*

School Premises

Head down to the campus ground to check the facilities and support services. Observe the study environment too.



Fee Protection



Ask if there is any course fee protection so that you will be able to recover unconsumed course fees should the school close down.

Beyond Course fees



Find out about the course syllabus and materials, graduation rates and employment prospects. Approach the alumni to find out what they think of the school.

Teachers


Check if the teachers are qualified to teach the course.



Internship

If industry attachment is included, find out which organisation you will be attached to, the period of attachment and the alternative arrangement should the attachment become unavailable. Verify the information with the organisation as well.





Ministry of Education
SINGAPORE